

Imperial

Pre-assembled

Aluminum Railing



Stronger, more durable than wood & vinyl

Ideal on sundecks, porches, balconies, walkways & stairs

2000 SERIES

- Easy to Install
- No more painting
- Never Rusts

Maintenance Free

Easy to Install

1 Install the posts

Fasten the posts to the desired locations following the installation instructions.

2 Unfold the railing

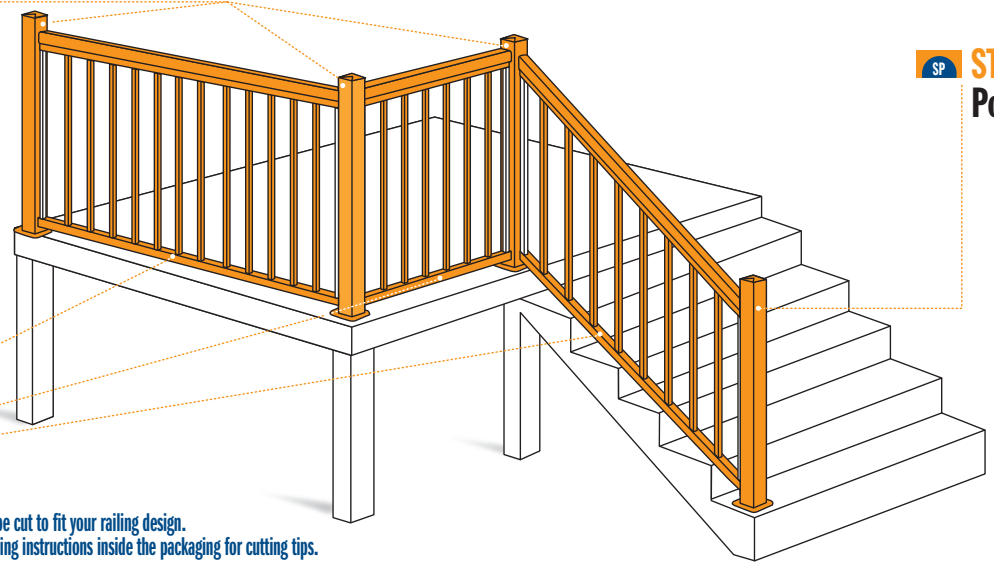
3 Fasten the railing to the post

MP MOUNTING Posts

SP STAIR Posts

PA RAILING Sections

Note:
Railing may need to be cut to fit your railing design. Simply follow the railing instructions inside the packaging for cutting tips.



Select the LENGTH and the HEIGHT of the railing

- 1** Heights
- 36 in (91.44 cm)
 - 42 in (106.68 cm)

- 2** Lengths
- 45 in (114.30 cm)
 - 59 in (149.86 cm)
 - 72 in (182.88 cm)



The 2000 Series Aluminum Railing is approved for second and third floor installations when used with 2" x 2" (5.08 cm x 5.08 cm) or 3" x 3" (7.62 cm x 7.62 cm) posts and 42" (106.68 cm) high railing.

Post Heights


- 36 in (91.44 cm)
- 42 in (106.68 cm)

Post Dimensions

- 2 in x 2 in (5.08 cm x 5.08 cm)
- 3 in x 3 in (7.62 cm x 7.62 cm)

Posts MOUNTING Posts


- Uses**
- For flat surfaces
 - For the top of stairs



OR

STAIR Posts

- Uses**
- For the bottom of stairs



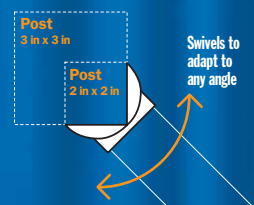
Heights

- 42 in (106.68 cm)

Can be cut for a 36 in high railing

Angular ADAPTERS

- Uses**
- For odd angles



2000 SERIES

How to select the required railing length

1 Take the measurements of the total area 2 Based on railing position, deduct or add the measurements indicated to obtain the length between the posts (see drawings below)

Project List

36" Height
91.44 cm

42" Height
106.68 cm

Aluminum Components

Quantity

Railing - 72" length

Railing - 59" length

Railing - 45" length

Mounting Post 2 in x 2 in
 3 in x 3 in

Stair Post 2 in x 2 in
 3 in x 3 in

Angular Adaptor

Mounting Spindles

See store for color selection

Additional accessories including **Gates**, **Handrails** and **Columns** are available and can be purchased separately to meet all your installation design requirements.

Service and Warranty

2000 SERIES

Only the original buyer will receive the Imperial Kool-Ray warranty starting from the date of purchase and covering the following points, providing proper use of the product:

- 20 years: Material and manufacturing defect*
- 5 years: Paint finish*
- 2 years: Plastic parts*

*For more warranty detail, log on to: www.imperialgroup.ca



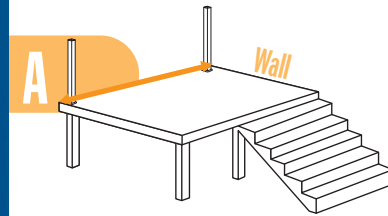
Imperial
Manufacturing Group™

1 506 523-9117
www.imperialgroup.ca

Richibucto, NB • Dieppe, NB • Dartmouth, NS
Montreal, QC • Oakville, ON • Pickering, ON • Alton, IL

Printed in Canada

Item #: PP0460 Rev Date: 022808



Applications

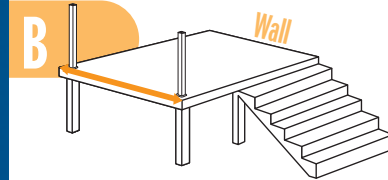
Wall to corner

2" x 2" Post

Deduct 8" (20.3 cm)
If the railing is attached directly to the wall without a post, deduct 4" (10.1 cm)

3" x 3" Post

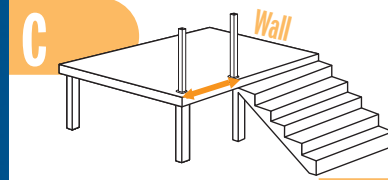
Deduct 10" (25.4 cm)
If the railing is attached directly to the wall without a post, deduct 5.5" (14 cm)



Corner to corner

Deduct 9" (22.9 cm)


Deduct 11" (28 cm)



Corner to stairway

Deduct 2" (5.08 cm)


Deduct 3" (7.6 cm)



Wall to stairway

Deduct 1" (2.5 cm)
If the railing is attached directly to the wall without a post, add 2.5" (6.3 cm)

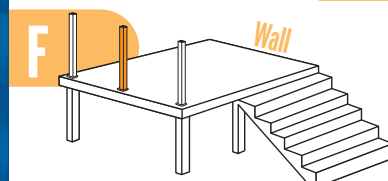
Deduct 2" (5 cm)
If the railing is attached directly to the wall without a post, add 2.5" (6.3 cm)



Stairway

Take the diagonal measurements and add 2.5" (6.4 cm)

Take the diagonal measurements and add 4" (10.1 cm)



Each middle post

Deduct 2" (5.08 cm)

Deduct 3" (7.6 cm)

CONSULT LOCAL BUILDING CODES BEFORE INSTALLING RAILING